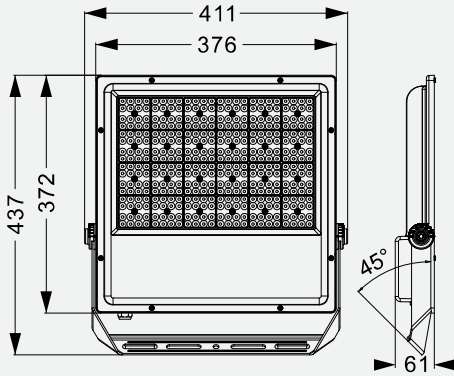


Lumos

LUS300



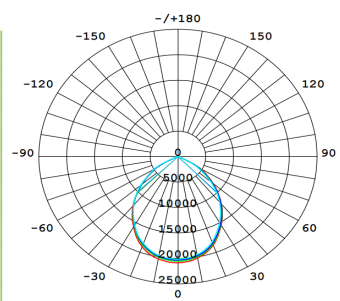
Ultra-efficient
offset bracket ,
super slim body,
LED Flood light

Perfect for any exterior space
from residential small
wattage designs through to
high performance commercial
applications

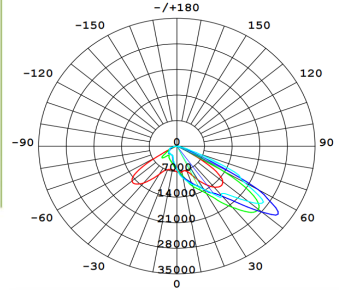
Accessories
Optional Twin Bracket



Photometric Diagram Unit: cd



C0/180 90.0deg C90/270 90.0deg



Asymmetric

C0/180 123.4deg C90/270 36.5deg

KEY INFORMATION

Lumen Output	39,000 lm
Input Power	300W
Hole Cutout Size	N/A
Install	N/A
Dimming Options	NON-DIMMABLE
Fitting Colour	BLACK
Warranty	5 yr
IP Rating	IP66
Ik Rating	IK08
IC Rating	N/A

PHOTOMETRIC

Efficacy	130 lm/W
LED	SMD
CCT	3000/4000/5000K
CRI	>80
Beam Angle	90°/120°/Asymmetric

ELECTRICAL

Driver	Integral
Supply Input	90-305V,50/60Hz
Power Factor	>0.95
Useful life @Ta 25°(L70)	50,000hrs
Emergency time	N/A
Sensor	N/A

CONSTRUCTION

Housing	Aluminium
Optics	Tempered Glass
Adjustable Angle	180°
Fixings/Hardware	Mounting Screws
Connection Type	N/A
Total Weight	8.5 KG
Dimensions	411x437x61mm
Operating Ambient Temp.	-20 to 45°C
Electrical Classification	Class 1